



RAYONEX[®]

BIOMEDICAL · SINCE 1982

RAYONEX *feedback*

THE MAGAZINE ON **BIORESONANCE ACCORDING TO PAUL SCHMIDT**[®]

From hobby to medical device manufacturer –
the Rayonex portrait

Doctoral thesis on the dipole antenna system

01
05.2024

Important information: Please note that the information, advice and solutions offered here are based on over 40 years of experience. However, it is important to note that this advice is not a substitute for a consultation with a naturopath or a doctor practising naturopathy. Furthermore, we would like to emphasise here and in the following pages that the conventional medical community has yet to accept or acknowledge the effects of bioenergetic oscillations, despite the existence of a double-blind, randomised, placebo-controlled, prospective clinical study.

Editor's note: The editors reserve the right to shorten and adapt the language of incoming texts.

EDITORIAL

'Future medicine will be the medicine of frequencies.' – Albert Einstein

Dear users of Bioresonance according to Paul Schmidt, at Rayonex Biomedical, we have achieved numerous milestones in our 41-year journey, each representing a significant advancement in Bioresonance according to Paul Schmidt. These milestones include the development of the Rayocomp PS 10 and Rayocomp PS 1000 polar 4.0, as well as the Rayonex Analysis and Harmonisation system (RAH) in the human and veterinary sector and the Rayoscan®. We are also proud of our achievements in attaining certification as a medical device manufacturer, establishing the Pyramids and Manufactory, and launching our naturopathy school. We are excited to introduce the next milestone, the latest edition of the Bioresonance according to Paul Schmidt magazine - Rayonex feedback. As national and international advancements in Bioresonance according to Paul Schmidt gather momentum, we aim to use this magazine as a platform to share interesting facts, news, valuable tips, studies, and a glimpse into our company and the individuals driving its advancement.

The first edition of this publication is brought to you by Rayonex Biomedical, while the Rayonex Foundation will publish future issues. Serving as an ambassador for Bioresonance according to Paul Schmidt, the foun-



Dietmar Heimes
CEO Rayonex Biomedical

ation unites endeavours in science, research, education, training, scholarships, and literature. The recognition process of the foundation is already in progress. The initial Board of Trustees will include myself, Gudrun Bunkenburg, and Michio Norose. Mrs Bunkenburg plays a pivotal role in the international medical support and serves as the training manager at Rayonex – you might recognise her from our webinars. Mr Norose has decades of experience and has been instrumental in promoting the procedure in Japan. Be sure to read the dedicated article in this issue.

Our main goal with the establishment of the Rayonex Foundation is to prioritise the development of Bioresonance according to Paul Schmidt over any monetary interests. Through continuous research and scientific efforts, we are building a strong foundation for the ongoing progress of Bioresonance according to Paul Schmidt and cementing Rayonex Biomedical's position as a Class I and IIa medical device manufacturer.

Keep an eye out for the first edition of Rayonex feedback! We hope you enjoy reading it and wish you every success in your journey with Bioresonance according to Paul Schmidt.

Best regards
Dietmar Heimes



Manufactory
of Rayonex
Biomedical

CONTENT

6

Feature Story

From hobby to medical device manufacturer

10

New Developments in Science

Quantum physics

12

Research on Bioresonance according to Paul Schmidt

Doctoral thesis

15

Rayonex Innovative

The individual Mini-Rayonex

16

Good to Know

The Periodic Table of Elements in Bioresonance
according to Paul Schmidt

18

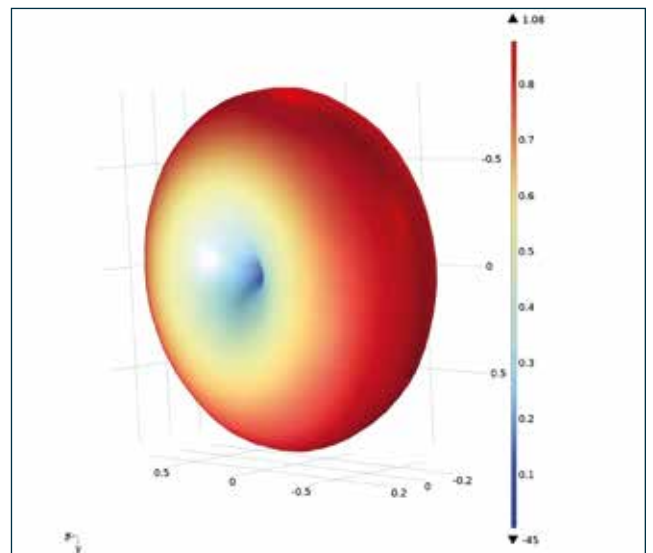
Paul Schmidt Clinic

Introducing the PSC
Case study

22

Prominent Figures in Bioresonance according to Paul Schmidt

Paul Schmidt



24

Rayonex Internal

The DM team

26

Rayonex International

WellenKraft – our Japanese distributor

28

Building Biology

The silent helper – a testimonial

30

Veterinary Medicine

The veterinary field

Case study

33

Physiotherapy

The Bioresonance devices according to Paul

Schmidt in the physiotherapeutic practice



34


Wildly Successful!

We are looking for: cute pictures
of your pet receiving treatment!

35

Sneak Peek

Preview of the next issue



FROM HOBBY TO MEDICAL DEVICE MANUFACTURER

The company profile of Rayonex Biomedical

The aim of this company profile is to offer everyone, particularly new users, a current overview of Rayonex Biomedical and the cause-oriented treatment approach of Bioresonance according to Paul Schmidt. We will also delve into the future of this procedure.

mes on 1 September 1994. Sadly, just one day later, on 2 September 1994, Paul Schmidt passed away unexpectedly. Following his passing, the procedure underwent a thorough re-evaluation, leading to the restructuring of the team, literature, product portfolio, training and development, distribution system, export, and even the company premises.

HISTORY

Rayonex Biomedical, as we know it today, was founded on 1 April 1982, by engineer Paul Schmidt in Lennestadt. Paul Schmidt founded the company with the aim of providing a gentle way of helping as many people – and animals – as possible by using Bioresonance according to Paul Schmidt, which was named after him. Initially, the

company focused on developing the basic principles of bioresonance. However, the expansion of the company began with the arrival of engineer Dietmar Hei-

STATUS QUO

Rayonex Biomedical is currently a leading player in the international bioresonance treatment industry. A report published in 2023 by a London-based non-profit organisation, assessing 23 companies in the field of bioresonance treatment, highlighted Rayonex Biomedical as a clear frontrunner. This distinction is attributed to Rayonex being the sole company with an active quality management system for medical devices (DIN EN ISO 13485:2021) and boasting an extensive study portfolio, which includes a clinical prospective, double-blind, randomised, placebo-controlled





study. Additionally, Rayonex's transparent approach and comprehensive training system were highlighted in the report.

Rayonex Biomedical currently has its headquarters in three of the seven Sauerland Pyramids. The distinctive architecture of these buildings not only serves as functional space for the company, but also contributes to its regional prominence, making it a recognisable landmark in the area. With the company's continuous expansion, the decision was made to relocate the production of Rayonex products from the Pyramids to the new Rayonex Manufactory, situated just a few hundred meters away. All Rayonex products are manufactured in Germany using CO2-neutral, robot-assisted, high-precision manufacturing processes.

This is where Rayonex produces Class I and Class IIa medical devices in accordance with the principles of the company's own cause-orientated treatment approach.

Rayonex Biomedical distributes its products nationally through seven regional managers and internationally through 46 independently operating distributors. The primary customers include healthcare professionals such as doctors, veterinarians, alternative practitioners, and veterinary practitioners, or clinics. However, Rayonex also serves many private users. With options for purchase and rental, Rayonex offers exceptional value for money when acquiring or utilising its products. A unique aspect of the product portfolio is the modular software structure of the devices, with in-house software engineering.



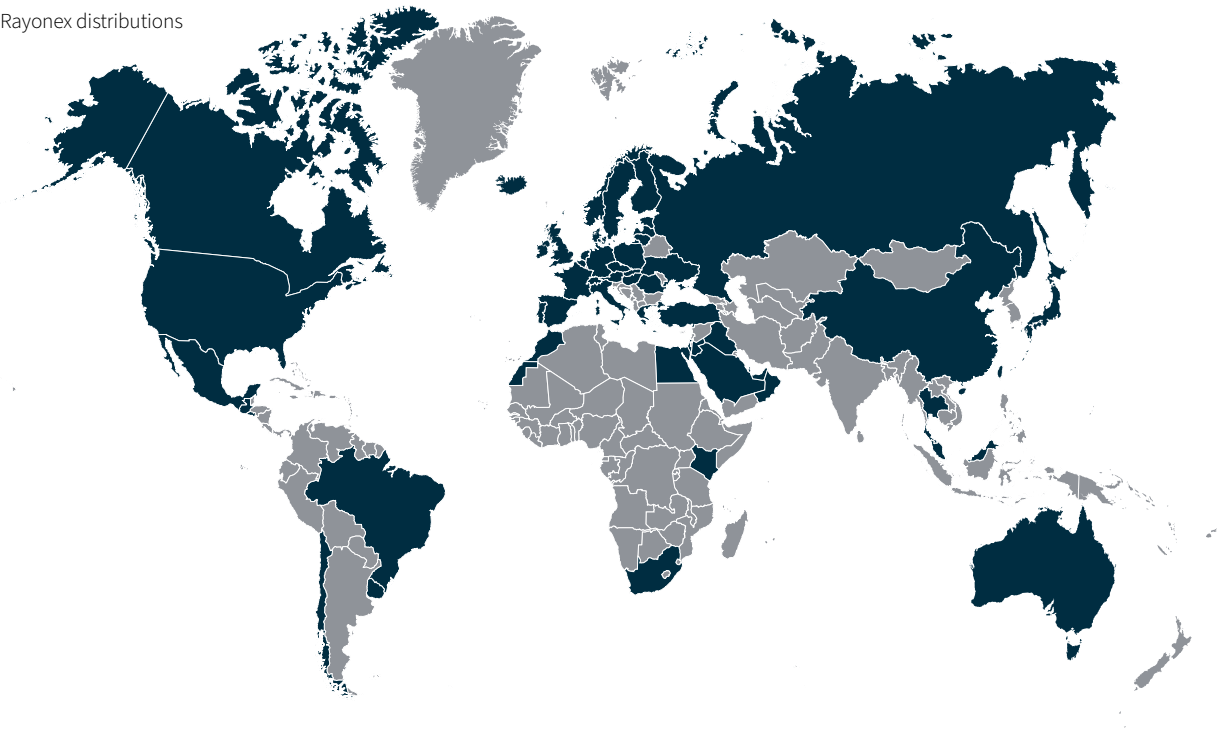
QM certificates of Rayonex Biomedical

QUALITY MANAGEMENT (QM) AND PRODUCT PORTFOLIO OF RAYONEX BIOMEDICAL

Rayonex manufactures a range of products, including nutritional supplements, cosmetics, non-medical devices, as well as Class I and Class IIa medical devices. The company aims to operate as a system provider, meaning that if the bioresonance devices detect any imbalance in mineral levels, Rayobase® can be promptly recommended as the appropriate Rayonex product. This principle also applies to issues such as heavy metal contamination or similar concerns.

The medical device industry is currently undergoing a transition from the Medical Device Directive (MDD) to the Medical Device Regulation (MDR). As Rayonex strives to revolutionise the world of medicine, it is crucial for the company to be able to develop, manufacture, and market medical products. The shift to the MDR has caused most competitors to lose their medical device approval, resulting in their downgrade to wellness device manufacturers. The main reason for this downgrade is the requirement of a gold standard study, such as a clinical prospective, double-blind, randomised, placebo-controlled study. Fortunately, Rayonex has already conducted such a trial.

Blue: Rayonex distributions



Rayonex has developed the Rayocomp PS 1000 polar 4.0, a stationary bioresonance device capable of both diagnosis and treatment. The device uses an ECG-based biofeedback system to carry out analyses. The results of these analyses can be stored temporarily on a memory card and used for home treatment sessions with the portable and more compact Rayocomp PS 10. Some practitioners own one Rayocomp PS 1000 polar 4.0, but have more than 100 Rayocomp PS 10 in use for home therapy. This particular application model is gaining momentum and is driving the rental of thousands of devices.

THE SOFTWARE MODULES OF THE RAYOCOMP DEVICES

Both the Rayocomp PS 10 and the Rayocomp PS 1000 polar 4.0 feature various software modules tailored for a diverse range of applications. With the portable Rayocomp PS 10, users can activate 11 different software modules. These modules come pre-installed in each device and are accessible for purchase and rental. Customers worldwide can activate and utilise them immediately by using an activation code.

EXPORT

Rayonex currently offers its products and services in 46 countries. Exporting to 46 countries not only solidifies Rayonex as a company but also plays a vital role in nurturing a global mindset among all Rayonex employees and enhancing the overall international character of the company. The flagship bioresonance website, bioresonance.com, was acquired with the aim of further promoting Bioresonance according to Paul Schmidt on an international scale.



Rayocomp PS 1000 polar 4.0 –
Green-Card – Rayocomp PS 10

THE FUTURE OF BIORESONANCE ACCORDING TO PAUL SCHMIDT

Throughout 2024, we will be publishing new research and introducing new certification training courses. In the course of 2024, the Rayocomp PS 10 Extension Kit will become available, offering all Rayocomp PS 10 users access to brand new features. These include an extended battery life providing over 24 hours of runtime, a high-speed RAH, internet-based update options, and more. With this Extension Kit, existing customers will not need to purchase a new device, ensuring continued use of their current device with upgraded functionalities.

In addition, we plan to transform Rayonex into a 100 % foundation-affiliated company in 2024. Through this foundation, we aim to emphasise our commitment to helping others over monetary gain. This move will enable Rayonex Biomedical to continue its mission of providing compassionate care to people and animals now and in the future. (Text: Dietmar Heimes)


Best regards

D. Heimes, B. Elles und S. Becker

Management of Rayonex Biomedical



Management of Rayonex
Biomedical: Dietmar Heimes,
Barbara Elles and Stephan Becker



QUANTUM PHYSICS

From the Nobel Prize to Bioresonance according to Paul Schmidt –
unlocking the potential for medical innovations.
Quantum technologies and their influence on medicine and research

The application of quantum physics in medicine has gained considerable importance in recent years and is playing an increasingly significant role in various aspects of healthcare and medical research. Bioresonance according to Paul Schmidt is rooted in this very principle.

In 2022, three physicists were honoured with the Nobel Prize in Physics for their groundbreaking contributions to the experimental exploration of quantum entanglement and its practical utilisation in quantum communication. These advancements have paved the way for novel technologies with profound impli-

cations for healthcare. The concept of entanglement, famously dubbed 'spooky action at a distance' by Albert Einstein, entails a phenomenon where entangled particles maintain an indeterminate state until they undergo measurement.

In the 1960s, physicist John Stewart Bell formulated a mathematical inequality, providing a theoretical framework for investigating this phenomenon through experimental methods. In the USA, John Clauser further developed this initial approach into an experiment that demonstrated the nature of quantum entanglement. Clauser generated pairs of entangled photons and

studied their polarisation by employing various filters. Alain Aspect from France improved Clauser's experiment to increase the efficiency of measurements. He succeeded in passing the entangled photons through two different polarisers, significantly improving the measurement capabilities.

Anton Zeilinger from the University of Vienna solved a problem in quantum communication by enabling quantum teleportation. In conventional optical communication, optical information sent over long distances via fibre optic cables weakens, limiting its range. Approximately half of the photons are lost over a distance of ten kilometres. To compensate for this loss in conventional optical signals, amplifiers are used. However, for quantum signals, a quantum amplifier is required to transfer quantum information from old photon pairs to new ones. This innovation facilitates the transmission of quantum signals over long distances through fibre optic cables.

The contributions of these three physicists have paved the way for the practical application of quantum technologies. Therefore, it is only logical that quantum physics is being employed in medicine to improve diagnostic procedures, develop innovative therapies, and lay the groundwork for medical advancements. One such example is magnetic resonance imaging (MRI).

Bioresonance according to Paul Schmidt also makes use of these possibilities. As inherent components of nature, humans are subject to biophysical phenome-

na and laws. At its core, bioresonance operates on the transmission of quantum signals to bolster the functioning of molecules within the organism. Bioresonance according to Paul Schmidt provides medical products rooted in the principles of quantum physics. These products transmit information using frequencies designed to energetically stimulate the self-regulating processes of both the human and animal organism.

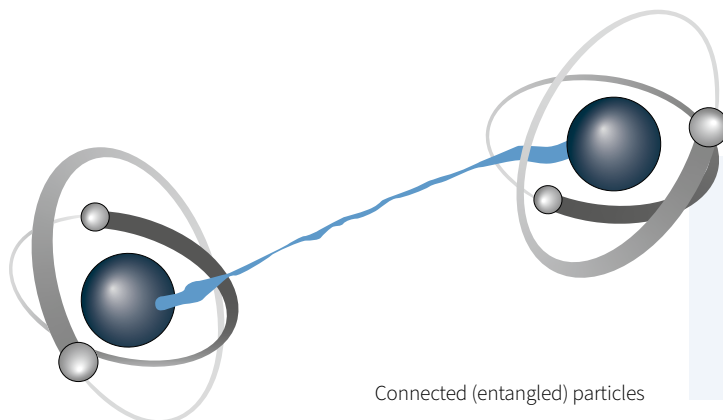
(Text: Michael Petersen)



The Nobel Prize in Physics 2022. URL: <https://www.nobelprize.org/prizes/physics/2022/summary/> (Edition: 18/12/2023)

Kunze, Nina and Kölbel, Ralf: Die Physik des Unvorstellbaren (04/10/2022). URL: (<https://www.tagesschau.de/wissen/forschung/nobelpreis-physik-153.html>) (Edition: 18/12/2023).

Podbregar, Nadja: Physik-Nobelpreis für Erforscher der Quantenverschränkung. Preisträger entwickelten Messmethode für Verschränkung und entdeckten die Quantenteleportation (04/10/2022). URL: <https://www.scinexx.de/news/physik/physik-nobelpreis-fuer-erforscher-der-quantenverschraenkung/#> (Edition: 18/12/2023).



Connected (entangled) particles

In the next issues of Rayonex feedback, we will look at what quantum entanglement means for the application of Bioresonance according to Paul Schmidt.

DOCTORAL THESIS

The dipole antenna system of Bioresonance according to Paul Schmidt


In 1975, when Paul Schmidt discovered that he could stimulate regulation in the human organism using specific individual frequencies, he sought ways to generate these frequencies without relying on an expensive frequency generator. Instead, he aimed to achieve this using simpler means. After extensive research, he pioneered the dipole antenna system, a foundational element of Bioresonance according to Paul Schmidt. The dipole antenna system is distinguished by its arrangement of multiple individual dipole antennas positioned on different layers, stacked atop one another. The following picture illustrates the dipole antenna system integrated into a Mini-Rayonex.



polar 4.0, these layers can be adjusted by motors, allowing them to resonate with different frequencies.

In the feature story of this magazine, it was previously mentioned that Rayonex has conducted numerous high-quality studies, including a clinical prospective, double-blind, randomised, placebo-controlled gold standard study. This study confirms both the effectiveness of treating chronic pain and the overall safety of Bioresonance according to Paul Schmidt. The effectiveness of the treatment is further supported by numerous cell biology studies, as well as a comprehensive 526-page collection of testimonials. The popularity of Bioresonance according to Paul Schmidt is evident from a single figure: Over 10,000,000 treatment sessions are carried out worldwide every year using Bioresonance according to Paul Schmidt.

All these applications rely on the use of the integrated dipole antenna system within the devices. While studies have extensively documented their operation, there has not been concrete mathematical or physical proof of their functionality. As a result, the dipole antennas of the Rayonex devices are still built exactly as Paul Schmidt once invented them.



The dipole antenna system of a Mini-Rayonex

The Mini-Rayonex's dipole antenna system shown is characterised by a fixed angle between the rod layers, like that found in a Rayonator, Duplex, Rayex, or Rayo®-Guard. In a Rayocomp PS 10 or a Rayocomp PS 1000



The lack of a mathematical, physical, electrodynamic proof – essentially a theoretical examination of the dipole antenna system – has often hindered discussion. Questions such as: How can only a few poles have such an effect? Do the poles emit frequencies, and do these frequencies change as they are twisted? If so, where does the energy come from, given that the devices operate without a battery or external power source? At this point it is clear how important it would be for the development of Bioresonance according to Paul Schmidt if we could definitively answer the questions above.

A university was sought at whose Faculty of Electrical Engineering those questions were to be investigated as part of a doctoral thesis. Doctoral theses in engineering are usually very long, and this one was to be no different. On 1 September 2021, I started my doctorate at the Faculty of Electrical Engineering at the new and fully equipped university in Pilsen. The aim of the doctoral process, which will take at least four years, is the theoretical investigation of the dipole antenna systems used in the devices of Rayonex Biomedical.

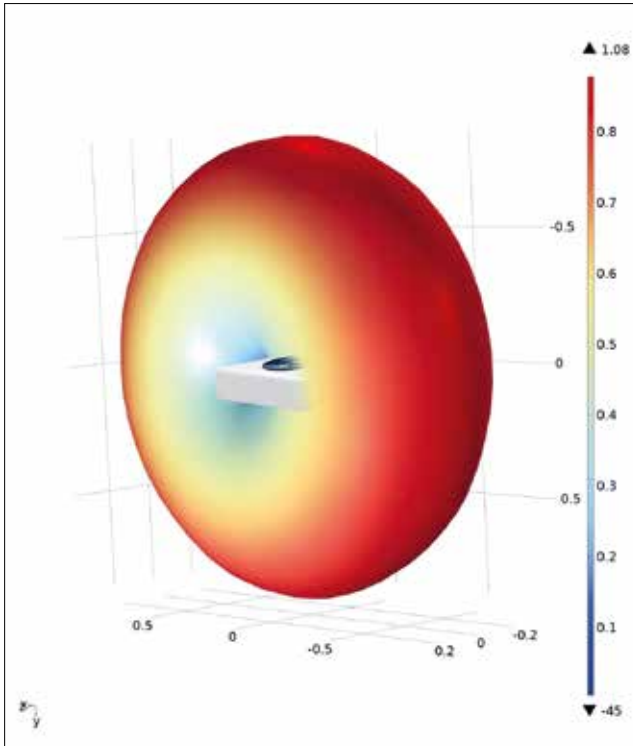
The title of the thesis is as follows:
**Design, Simulation and Validation of
Dipole Antennas for Biomedical use**

The work was organised into three stages: Initially, the goal was to develop a mathematical-physical method to calculate the dipole antennas used, assessing their capability to emit frequencies. Given the complexity of dipole antenna systems, which can comprise over 60 antennas, a simulation method was devised to assess their emission behaviour under different parameters.

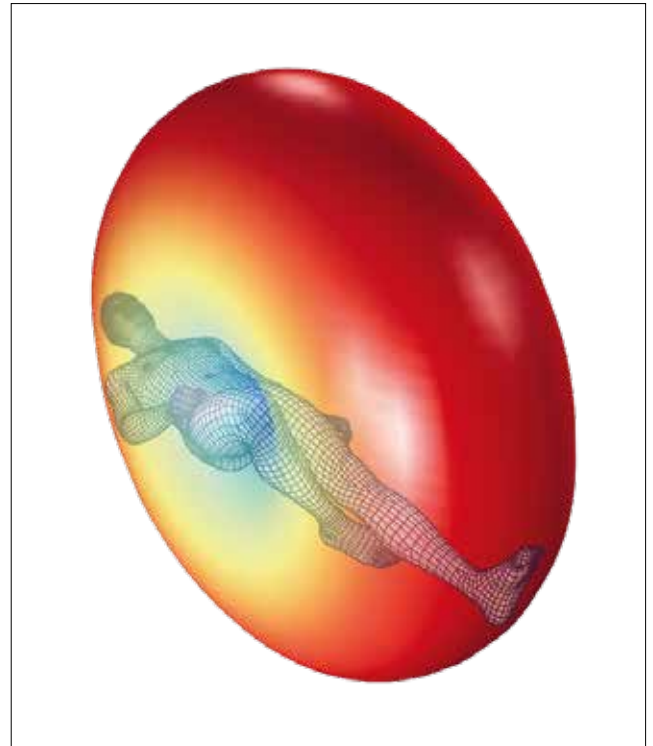
The third step was to develop a biological validation procedure to demonstrate the accuracy of the simulations in practical settings. All three stages have now been successfully completed, providing a foundation for the remaining work of the thesis.



I am pleased to be able to present a preliminary result after consultation with the faculty: The mathematical-physical analysis of the dipole antenna systems demonstrated that the emission characteristics of both individual antennas and entire dipole antenna systems could be verified.



The emission characteristics of a Mini-Rayonex



Human in the toroidal emission field

The diagram on the left illustrates the emission characteristics of the dipole antenna system of a Mini-Rayonex. The Mini-Rayonex, housing the depicted dipole antenna system, is situated at the centre. The toroidal emission field surrounding the device is illustrated in the image. To provide perspective, a person is shown in the right image within the toroidal emission field of the Mini-Rayonex. This depiction serves as the first visual evidence that frequency spectra indeed emanate from the dipole antenna system and highlights how they are emitted. This illustration alone makes it clear that the antenna system works and how it works.

A real milestone for all users and the whole of Bioresonance according to Paul Schmidt.

Future issues of Rayonex feedback will include more detailed reports on the results of the ongoing doctoral thesis. Hopefully, by then, we will have answers to the questions raised in the report. Future reports will also outline the practical benefits of these results for users of Bioresonance according to Paul Schmidt.

Dipl.-Ing (TH) Dietmar Heimes

THE INDIVIDUAL MINI-RAYONEX

A success story

In Bioresonance according to Paul Schmidt, the fundamental frequency value 12,50 is regarded as one of the most crucial fundamental frequency values. Cell biology studies have consistently shown that cellular processes can be accelerated with this fundamental frequency value. That is why we have introduced a handy biofield former, the Mini-Rayonex, which has been specially designed to provide the body with prolonged stimulation at 12,50.

Weighing just 120 g, the compact Mini-Rayonex fits into any pocket, making it easy to wear day or night. It is not surprising that the Mini-Rayonex has been so successful since 1982: With over 100,000 units sold, it stands as Rayonex Biomedical's top-selling biofield former and a trusted companion for those committed to a health-conscious lifestyle.

The Mini-Rayonex not only has the fundamental frequency of 12,50, but also allows for the integration of all other frequency spectra via a dipole antenna system. This means you can customise your Mini-Rayonex



to suit your specific needs! If you are interested, please contact us and request your individual Mini-Rayonex with the fundamental frequency values you require, for instance for your patients, your practice, or your company. This has already led to

the development of the following variants of the Mini-Rayonex:

- Mini-Rayonex Cellwell (Morocco)
- Mini-Rayonex Asili Joy (Taiwan)
- Mini-Rayonex Deep Sleep (Mexico)
- Mini-Rayonex Equalizer pro (Taiwan)
- Mini-Rayonex E + (France)
- Mini-Rayonex Keep well (Japan)
- Mini-Rayonex Ho-water (Taiwan)

For more detailed information on specific Mini-Rayonex variants, please contact the respective client directly. They can also help you to purchase the respective variants. (Text: Leonie Droste)

Note: **The minimum order quantity for an individual Mini-Rayonex is 300 units.**



THE PERIODIC TABLE OF ELEMENTS IN BIORESONANCE ACCORDING TO PAUL SCHMIDT

An assessment from an energetic point of view

The Periodic Table of Elements (PTE) displays all 118 chemical elements in order of increasing nuclear charge, known as the atomic number. These elements are categorised based on their chemical properties into periods, main groups, and secondary groups. In the context of Bioresonance according to Paul Schmidt, a specific frequency spectrum has been established for each element. These frequency spectra are incorporated into the Rayonex Analysis and Harmonisation system (RAH) under the program number '85.00 Periodic Table of the Elements (PTE) complete'.

Several of the elements from the Periodic Table of Elements (PTE) exist naturally within the human organism and are vital for sustaining life. Examples include:

Oxygen (O) and hydrogen (H) found in all fluids, tissues and in the bones of the organism.

Phosphorus (P) found in bones, teeth, and every cell.

Other elements only enter the organism via environmental influences, such as noble gases. Noble gases are all elements from the 8th main group of the periodic table, i.e.: Helium (He), neon (Ne), argon (Ar), krypton (Kr), xenon (Xe), radon (Rn) and the artificially produced oganesson (Og). The noble gases exhibit specific properties: they are colourless, odourless, non-flammable, and have low solubility in water. Due to their inert nature, they exist in atomic rather than molecular form, as they do not readily form chemical

compounds. These gases have a wide range of applications, including in lighting technology (such as fluorescent tubes and neon lights), diving (where helium is used), and as shielding gases for welding (like argon). Exposure to significant amounts of these elements can be harmful to the body. For example, breathing in high levels of radon and its radioactive by-products over a longer period of time increases the risk of developing lung cancer. Radon can be found in various sources such as building materials, drinking water, outdoor environments, and the atmosphere.

How can the energetic test of the periodic table in Bioresonance according to Paul Schmidt be interpreted?

If an element from the PTE appears in the energetic test, this indicates an energetic imbalance in the organism.

When discussing essential elements for the human organism, the key question revolves around whether there is a deficit or a surplus of these elements.

Deficit or surplus

For instance, if the RAH program '85.12 Magnesium (Mg)' indicates an energetic blockage, patients may experience symptoms associated with magnesium deficiency, such as muscle cramps in the calves, anxiety, lack of concentration, tiredness, lack of energy, and an increased need for sleep. A magnesium deficiency occurs when the body requires more magnesium than is currently absorbed through food.



AN INCREASED NEED FOR MAGNESIUM CAN BE CAUSED, FOR EXAMPLE, BY:

- frequent consumption of foods such as coffee, tea, or alcohol (magnesium robbers)
 - increased excretion via the body's own sweat (exercise or heat)
 - diseases such as type 2 diabetes or chronic intestinal diseases (Crohn's disease, ulcerative colitis)
 - persistent stress
 - unbalanced diet without wholemeal products, pulses, fruit, and vegetables
-

Excess magnesium can cause symptoms such as diarrhoea, gastrointestinal complaints, fluctuating blood pressure, restlessness, and sleep disorders. It occurs when more magnesium is consumed than the body currently needs for metabolism.

For elements that are not naturally found in the body, it can be assumed that they enter the body through environmental influences and may even be stored within it.

The medical history should include questions about specific stresses at work, through hobbies and in the immediate environment (home, flat, etc.). Our many years of experience with Bioresonance according to Paul Schmidt (BaPS) have revealed that prolonged energetic stress resulting from heavy metals like mercury (Hg) can gradually lead to health issues over time.

To summarise:

Deficiencies in the elements in the PTE that are naturally present in the human organism can only be compensated for by consuming the corresponding elements. Energetic harmonisation can help to promote better absorption of nutrients from food or supplements.

Conversely, excess levels of PTE elements native to the organism can only be balanced by reducing or adjusting the intake of supplements to match the organism's needs.

Persistent energetic stress caused by PTE elements that are not normally found in the human organism and enter the organism through environmental influences must be identified and avoided in the future.

Energetic balancing of the elements and support for the detoxification organs, combined with active removal of e.g. heavy metals (Rayo®-Pure), can help support natural excretion through the kidneys and urine.

(Text: Gudrun Bunkenburg)



Federal Office For Radiation Protection: Where does radon occur? URL: https://www.bfs.de/DE/themen/ion/umwelt/radon/vorkommen/vorkommen_node.html;jsessionid=7CAFD376C3A89A350009ABE-688E9F26E.2_cid365 (Edition: 18/12/2023).



The perfect team: Carsten Sauer, alternative practitioner | Kerstin Peuschel, medical director of the clinic | Dajana Reimann, medical assistant and emergency paramedic

PAUL SCHMIDT CLINIC

The Paul Schmidt Clinic (PSC) in Heilbad Heiligenstadt introduces itself.

What would Paul Schmidt say if he could see 'his' clinic today? Paul Schmidt's significant engineering accomplishments introduced fresh perspectives to the realm of complementary medicine, paving the way for entirely novel treatment methodologies.

At the Paul Schmidt Clinic, we offer a unique combination of conventional medicine and complementary treatments, using Bioresonance according to Paul Schmidt. Our team is made up of qualified doctors, some with specialist training in naturopathy, and alternative practitioners, all committed to your overall well-being and health needs.

The concept for the clinic began to take shape in 2012, and since then we have been working closely with Rayonex Biomedical and practitioners from national and international networks. Our shared goal is to prioritise the individual by putting their unique history and current health conditions at the forefront of treatment. As

a result, we have developed a more tailored approach to treatment that offers the best chance of maintaining or restoring health.

The holistic approach of the Paul Schmidt Clinic (PSC) in Heilbad Heiligenstadt integrates a combination of conventional and complementary medical diagnostics and treatments. These two aspects coexist on equal terms, mutually influencing and complementing each other.

The holistic, cause-oriented approach means that treatment extends beyond specific symptoms or individual conditions. Patients seek our care for a variety of issues, including acute infections, injuries, and allergies, as well as musculoskeletal conditions. Additionally, we provide care for patients with chronic conditions such as rheumatism, fibromyalgia, chronic fatigue syndrome (CFS), autoimmune diseases, and allergies, for whom conventional medicine alone may not provide sufficient relief.

There is also a group of patients who seek complementary medicine alongside conventional treatment to manage their condition, improve health, or reduce side effects, such as those with tumours or autoimmune diseases. More and more patients are coming for regular check-ups or treatment to prevent illnesses, e.g. patients who had a tumour, during the cold season.

The main disease areas that have emerged include:

- Pain, such as back pain, headaches, and migraines
- Weak immune system and recurring infections, autoimmune diseases, and allergies
- Skin and mucous membrane disorders
- Gastrointestinal complaints
- Complementary treatment for patients with tumours
- CFS
- Flu infections
- Preventive check-ups and vaccinations
- Outpatient injuries and reconstructive surgery

HOW DO WE CARRY OUT THE TREATMENT?

Diagnosics

- Initially, the practitioner will conduct a comprehensive interview to gather all relevant information regarding your current health.
- This is followed by a full examination based on your symptoms.
- Bioresonance analysis plays a key role.
- There may also be additional tests such as laboratory tests of blood, urine, and faeces, darkfield blood tests, ultrasound and ECG, allergy tests or an eye test.

Treatment

- Treatment with Bioresonance according to Paul Schmidt takes centre stage, which is why we create an individual treatment program for each patient. Local patients visit our clinic for treatment, while those travelling from afar receive a program card (known as the Green-Card).
- This card contains a treatment plan for patients to follow at home. This plan includes using a bioresonance device rented from Rayonex Biomedical or consulting a practitioner closer to home for treatment.
- Some patients come to us for a few days of intensive treatment, which they then continue as an outpatient.
- Bioresonance according to Paul Schmidt is complemented by other personalised treatments, such as homeopathy, isopathy, autohaemotherapy, thymus therapy, mistletoe therapy, acupuncture, neural therapy, oxygen therapy, ozone therapy, hyperthermia, specific infusion therapy, effective muscle function therapy, trigger point therapy, physiokey therapy, leech therapy, biofeedback, RehaCom, neurofeedback, etc.
- Each treatment regimen is tailored to individual circumstances and includes the elimination of unwanted metabolic waste products and similar toxins through methods such as Bioresonance according to Schmidt, naturopathic medicines, or colonic hydrotherapy.
- Additional measures are integrated into the treatment plan, including nutritional counselling and dietary adjustments, micronutrient supplementation and psychotherapeutic support, which further enhance the effectiveness of the treatment.

(Text: Kerstin Peuschel)

CASE STUDY: PAUL SCHMIDT CLINIC

Joint pain, muscle aches and exhaustion determine the daily lives of patients.

FEMALE, 56 YEARS OLD

The patient presented with joint pain, which exhibited variability in location, with a tendency to shift abruptly. However, the larger joints were predominantly affected. The joint problems started gradually about 20 years ago and have steadily worsened. The patient has also been complaining of muscle aches and pains for about 5 - 6 years, particularly in the thigh and shoulder muscles. As a result, she is sometimes unable to walk. Last year she also experienced numbness in her feet and lower legs.

The patient has been complaining of increasing fatigue for around 8 months and is now unable to stay on her feet for more than 2 hours. The patient's medical history included psoriasis and hypothyroidism. The patient has been taking Pregabalin, Cymbalta and various painkillers for a year, but there has been no significant improvement.

THE RAYOSCAN® CHECK-UP SHOWED THE FOLLOWING KEY VALUES:

- Musculoskeletal system 100 %
- Psyche 90 %
- Immune system 70 %
- Blood system: 60 %
- Digestive system 50 %

In this case, we decided to conduct a thorough immune system scan to better understand what might be causing the patient's condition. Given the symptoms described, we expected to find abnormal frequency patterns associated with musculoskeletal issues like arthritis, myositis, periostitis, tendovaginitis, and acidosis, among others. Also, considering the patient's medication regimen, which includes SNRI reuptake inhibitors, antiepileptic drugs, and opioids, it is possible that psychological factors may also be involved.

WE FOUND THE FOLLOWING ABNORMALITIES IN THE DETAILED IMMUNE SYSTEM SCAN:

Interleukins, cytokines, immunodeficiency viruses, IgG1-AK

Vitamins, trace elements, amino acids, enzymes:

Vitamin B9, bromelain, vitamin B12, papain, vitamin B6, vitamin B7, vitamin B2, superoxide dismutase, iodine, calcium, leucine, alanine, isoleucine, vitamin B3, asparagine

Energetic pathogens:

Caution: Intestinal flora! Lactobacilli, various viruses e.g. parainfluenza, H1N1, H5N1, HRSV, Coxsackie, Haemophilus, mycobacteria, Bordetella pertussis

Exposure:

Cadmium, fungicides, PCBs, benzpyrene, alternating fields, phthalates, tobacco smoke

WHAT INTERPRETATION DOES THE DETAIL TEST ALLOW?

Immune system:

Cytokines/interleukins are regulatory peptides/proteins for signalling between cells; they control proliferation and differentiation. They are formed by macrophages, B lymphocytes, T lymphocytes, natural killer cells (NK cells) and fibroblasts and are important for the communication of immune defence cells. They indicate a chronic inflammatory process and autoimmune diseases. This cascade of events can also be triggered by viral infections. For instance, the DNA sensor RAD50 from the cell nucleus interacts with signalling proteins (CARD9) of the immune system, leading to increased production of interleukin 1 β . While this cytokine helps in pathogen defence, it can also contribute to the development of autoimmune diseases.

Metabolism:

Alterations in the intestinal flora can lead to changes in the mucous membrane and its functionality, resulting in chronic allergies and inflammation of the mucous membrane. These conditions can cause a deficiency syndrome due to impaired absorption of essential substances. Moreover, chronic inflammation in the patient's body increases the consumption of substances. This increased demand is evident in the necessity for anti-inflammatory and antioxidant substances like bromelain, papain, and superoxide dismutase.

Pathogens:

The constellation of pathogens indicates a dysbiosis in the intestine. We also find evidence of a weak immune system, which particularly relates to viruses.

Exposure:

There appears to be a detoxification disorder, possibly involving substances like cadmium, PCB, and phthalates, which may affect phase II detoxification processes.

With this information in mind, a treatment program for the patient can now be developed. The integrated device program suggests a harmonisation, which can be implemented as recommended or adjusted and supplemented as needed.

We used the following programs**from the RAH Human:**

- 00.00 Analysis preparation
- 01.00 Vitalisation complete
- 02.17 / 02.00 Bladder meridian (musculoskeletal system, back/lower extremities, stress/psyche, detoxification) / Acupuncture meridians complete
- 34.00 Immune system, physiology complete
- 34.10 Interleukins
- 35.30 Fructose intolerance
- 31.50 Detoxification, basic program

We also chose:

- 53.84 Fibromyalgia
- 53.55 Polymyalgia rheumatica
- 53.52 Joint inflammation (arthritis)
- 53.28 Ligament inflammation / tendonitis
- 63.10 Psoriasis
- 71.68 Tissue vitality / pain reduction
- 70.56 Immunomodulation
- 72.10 Depression
- 70.58 Intensive detoxification program

Furthermore:

Nutritional supplements: Rayoflora[®], Rayovita[®]

Medication therapy: Bromelain, papain, boswellia, glutathione

Additional therapies: Effective muscle function therapy, infusion with amino acids, trace elements, vitamins, homeopathic complex remedies for the nervous system, Hydroxyproline, curcumin, partly boswellia, procaine, glutathione

The patient initially received weekly treatment at the practice, and after approximately four weeks, she began to notice an improvement in her symptoms. Subsequently, we were able to gradually extend the treatment intervals, progressing from every 10 days to every 14 days, and so forth. After eight months of treatment, the patient's symptoms have improved by 85 %, and she is managing well in her day-to-day life, having successfully resumed work. The patient is currently still being treated by us. (Text: Kerstin Peuschel)

PAUL SCHMIDT

A brief biography



Paul Schmidt, the founder, and namesake of the cause-oriented treatment method was born on 31 October 1922 in Altenhundem in the Sauerland region of Germany. Paul Schmidt's upbringing was marked by modesty and the need to improvise following the early death of his father. As a teenager, he developed a passion for technology and found pleasure in constructing model airplanes. Wolfgang Schmidt, speaking about his father, noted that the challenges of the 1940s, which spanned wartime hardships and the aftermath of the war, during which his father was conscripted and taken as a prisoner, forged a sense of assertiveness in the young man. This trait 'he would later rely on, and which likely contributed to his success'.

Despite these dramatic experiences, Paul Schmidt maintained an optimistic and positive outlook on life. He possessed an insatiable thirst for knowledge, showing interest in almost every subject.

His talent for technology led him to study engineering, which he completed in just under three years. Paul Schmidt started his career at Klein & Biermann in Oedingen, where he repaired and built agricultural machinery. In 1962, he founded his own company, Tracto-Technik, which started in a small, rented garage but eventually became a globally successful enterprise. One of his memorable messages to his employees was:

'NEVER SAY THAT SOMETHING IS IMPOSSIBLE. INSTEAD, SAY, I CANNOT DO IT MYSELF, SO I WILL FIND SOMEONE WHO CAN!'

The inventor was never discouraged by obstacles or difficulties; rather, he was always determined to overcome challenges and find solutions. This tenacious approach, along with his accumulation of over 300 patents, earned him numerous prizes and awards throughout his career.

In addition to his work in technology, Paul Schmidt also devoted himself to social and cultural endeavours. His desire to assist people led him to develop complementary medical approaches, culminating in what we now know as Bioresonance according to Paul Schmidt. It all began when Paul Schmidt discovered a fascination for the then relatively unexplained phenomenon of earth rays and their effect on the human body. Starting his research, he realised in 1975 that each organ has its own frequency or frequency spectrum with which it can be stimulated. Paul Schmidt then developed

the dipole antenna system, which is still used today in every Bioresonance device according to Paul Schmidt. The engineer in him soon recognised the potential of bioresonance to enhance the well-being and health of others. In 1982, he established Rayonex Biomedical – originally known as Rayonex Strahlentechnik – with a simple yet profound goal: to help people and animals experience the benefits of Bioresonance according to Paul Schmidt. The foundation laid by Paul Schmidt is an integral part of the company’s innovation, shaping the development of complementary medicine solutions for human and veterinary healthcare professionals and private users.

In 1988, Paul Schmidt was awarded the Order of Merit of the Federal Republic of Germany for his life’s work, in recognition of his entrepreneurial, social, cultural, and political achievements. Paul Schmidt died in 1994 at the age of 71. The ‘spirit of innovation’, as Wolfgang Schmidt described it in a speech on his father’s life’s work, still lives on at Rayonex Biomedical to this day.

(Text: Leonie Droste)



Source: Schmidt, Wolfgang (2002): Speech at the 1st Congress of the Association for the Promotion of Oscillation Medicine. Written down by Wilhelm Hömberg.



THE DM TEAM

Rayonex Biomedical's dialogue marketing – a team as special as the kick-off event that started it all in September 2018.

Since September 2018, Rayonex Biomedical has been supported by three blind employees: Christoph Garms, Ann-Kathrin Modest, and Alexandra Okpysz. They provide our customers in Germany and Austria with regular telephone updates on Bioresonance devices according to Paul Schmidt, as well as all other products, new releases, and special offers from the company. This includes the distribution of promotional material by email and the acquisition of new users through active promotion, such as telephone calls highlighting introductory offers. These three employees are trained as medical product advisors and are equipped with special tools, such as a computer with voice output and a Braille line, customised software, and a special telephone and scanner.

During the launch event in September 2018, our employees were given an opportunity to experience the daily challenges faced by their blind colleagues. They shared breakfast together in complete darkness, wearing opaque sleep masks to better understand the experiences of their blind colleagues. The aim was to eat breakfast at set tables, relying on their other senses and engaging in conversation. This was an exciting experience for all involved as it fostered team cohesion and prompted introspection.

Reflecting on the past five years, it is evident that what initially started as a distinctive kick-off event has evolved into a prolonged and fruitful collaboration.

(Text: Leonie Droste)



CHRISTOPH GARMS

.....

My name is Christoph Garms, I was born in 1987, and I have been working at Rayonex Biomedical since September 2018. Despite losing my sight in 2014 – having previously been severely visually impaired – I have continued to develop my professional skills.

After training as a computer scientist in Marburg, Germany, and holding various professional positions, including at the Philipps University of Marburg, I was able to gain valuable experience in digital communications. I see myself as someone who enjoys taking on new challenges and always endeavours to develop both personally and professionally. I am proud to be part of Rayonex Biomedical and to be able to bring people closer to the benefits of Bioresonance according to Paul Schmidt.



ALEXANDRA OKPISZ

.....

My name is Alexandra Okpisz. I was born on 15 July 1979 in Wroclaw (Poland). I came to Dortmund with my parents on 11 April 1985. As I have been completely blind since birth, I initially attended the Westphalian School for the Blind and Visually Impaired in Soest. I graduated from school in 2001 and then successfully completed a Bachelor's and Master's degree in German Studies and Social Psychology at the Ruhr University in Bochum.

Much to my delight, I was hired by Rayonex on 1 September 2018. Although I joined the company from a different background, I was able to successfully pass the Medical Product Consultant examination for Rayonex products during my employment. I have been part of the dialogue marketing team at Rayonex for more than 5 years now, alongside another colleague.



ANN-KATHRIN MODEST

.....

'Good afternoon, my name is Ms Modest from Rayonex Biomedical.' If you hear this sentence on the phone, then you are talking to me: Ann-Kathrin Modest, from Dresden, currently 31 years old and completely blind since birth.

My career at Rayonex began after a three-year job search that was marred by rejections and application letters. That made it all the more exciting when I was accepted by Rayonex in summer 2018.

I work with voice output and Braille display. This means that my computer talks to me via a program and delivers the text in spoken form. The Braille display is a large, long and, in my case, heavy device that displays the text in a long line of Braille. I really enjoy working at Rayonex, even though it sometimes requires a thick skin. People sometimes discuss serious topics with me, and I always strive to make the best out of it for the customer!

Besides working for Rayonex, I am also a volunteer telephone translator and German teacher. I speak eight languages, like to sing, and play the guitar, harp, ukulele, keyboard, kalimba and I am currently learning to play the Ukrainian bandura.

WELLENKRAFT – OUR JAPANESE DISTRIBUTOR

The Japanese distribution for Rayonex Biomedical will celebrate its 30th anniversary in 2024. It is a milestone worth celebrating and reflecting upon.

The distributors in Japan, Mr Michio Norose and his wife Yoko, have been associated with Bioresonance according to Paul Schmidt and Rayonex since 1994 in a way that is unparalleled in terms of continuity. A stroke of luck led the author of this article to approach Mr Norose about Bioresonance according to Paul Schmidt, as Mr Norose was managing the family's catering and restaurant business in Tokyo at the time.

HOW IT ALL BEGAN

After studying at the elite Keio University and RWTH Aachen University as well as the University of Cologne, Mr Norose joined the German company Wella in Tokyo. However, the unexpected sale of Wella to an American group prompted Mr Norose to reorganise his own family business, which he did successfully. Nevertheless, he felt that it lacked the international scope he was accustomed to from his time at Wella. Mr Norose: 'In autumn 1994, Dr Simon took me to Rayonex at Karlshütte in Langenei and to the "Strahlungszentrum Wormbach". My first sale of a Rayometer digital was in 1997 to an acupuncture practitioner my mother knew.' This sparked a lively exchange between Rayonex and Mr Norose in his newly founded company, 'WellenKraft'. Shortly after, he visited Rayonex in Germany, while Mr Heimes and Dr Simon travelled to Japan. Mr Norose showed genuine enthusiasm for the technical aspects, which engineer Mr Heimes explained to him,



as well as for the radiesthetic principles of Bioresonance according to Paul Schmidt. He approached Paul Schmidt's books and other publications with the same enthusiasm as he did manga.

SEMINARS

Mrs Gudrun Bunkenburg took on an increasingly prominent role in overseeing the medical content of seminars in Japan. Her expertise in the field left a lasting impression on Japanese medical specialists and professors. During these seminars and information workshops, Mr Norose noticed that Japanese attendees required written materials to fully grasp the products being. The demand on the translation of the German seminar texts into Japanese were and are therefore high. Mrs Sawada-Pfeiffer is a master of this profession. Mr Norose developed a customised information and sales concept for Japan. As part of this strategy, he proposed writing the first of five books in Japanese, featuring case reports from both Japan and Germany. To accomplish this, he extensively travelled with the author, covering half of Honshu from Sendai in the north through Yokohama to Fukui. He secured a publisher willing to prominently feature the books in its extensive network of affiliated bookshops. The concept resonated with readers, inspiring many to sign up for seminars and information workshops to learn more. The success was evident as the first book quickly climbed the non-fiction best-seller lists.

STUDY TRIPS TO GERMANY

Over time, a user group emerged, engaging in frequent information exchange among themselves. Some enthusiastically embraced the opportunity to join a study trip to Rayonex in Germany. Mr Norose recalled, 'In 2002, a study group comprising 20 Japanese doctors and alternative practitioners visited Rayonex and several practices in Germany. Dr Yayama, the developer of the ATP program "RAH 31.10", and Dr Hamada, the developer of the resistance genes starting with the RAH program 83.00, were among the participants. By 2016, we had organised six study trips to Germany.' The Bioenergetic Therapy Centre in Melbeck, Germany, operated by Dr Axel Schußmann and practitioner Karin Schußmann, served as the destination for several of our study trips. Participants were enthusiastic, prompting them to extend an invitation to Dr Schußmann and his wife to visit Japan for seminars to showcase their unique system. This invitation resulted in four seminar trips to Japan. During the study trip, the group also visited Wormbach, where they eagerly measured the Way of the Cross in the footsteps of Paul Schmidt using measuring devices brought from Japan. They also travelled to Heiligenborn, where they tested the water and even bottled it. These experiences inspired the establishment of two treatment centres called 'Wormbach' and 'Brunnen' in Japan. With this, Paul Schmidt's methods had finally made their way to Japan. The two centres were founded by Professor Dr Yoshimoto, a renowned medical professor at Kobe University, who also participated in the study trip to Berlin. Professor Yoshimoto combined extensive medical knowledge with cultural competence and a profound sense of humanity.

THE JAPANESE BIORESONANCE COMMUNITY GREW STEADILY

The study trips, seminars, and informational events played a significant role in the growth of both the user and practitioner communities. It wasn't only alternative practitioners and chiropractors who transitioned to bioresonance, but also many doctors and a surprising number of dentists. A notable highlight of our events

in Japan occurred on 23 November 2011, marking the 150th anniversary of the German-Japanese friendship treaty. We were invited to deliver lectures on the historical development of medical relations between Germany and Japan. In Iidabashi/Tokyo, we were warmly welcomed by 294 attendees, and in Tenma/Osaka on 27 November 2011, by 150 attendees. During his lecture, Mr Heimes demonstrated the potential applications of Bioresonance according to Paul Schmidt.



From left to right: Mr Michio Norose | Mrs Mayumi Miyazaki | Mrs Nagisa Chuma | Mrs Aiko Kusano | Mr Kiyoshi Harada

Looking back, we are pleased to note that the focus of Mr and Mrs Norose's company concept has always been:

- Seminars, information days every 2nd weekend throughout Japan until the COVID-19 pandemic
- Regular visits to Germany for coordination
- Publication of five Japanese books on Bioresonance according to Paul Schmidt and its application
- Study trips with practitioners to Germany

Mrs Yoko Norose's role as a speaker at information events and as a key advisor to every user of Bioresonance according to Paul Schmidt has been and continues to be invaluable. In summary, I would like to emphasise that Michio and Yoko Norose have established a very strong foundation for WellenKraft. The promotion of Bioresonance according to Paul Schmidt has been and continues to be their top priority. Their 30-year relationship with Rayonex has been exemplary, both professionally and personally.

(Text: Winfried Simon)

THE SILENT HELPER – A TESTIMONIAL



Duplex IV professional

How can the Duplex IV professional help?

2022 – COMMISSIONING AND RANGE VALUE TEST

In February 2022, Marion, and Harald D. from Plettenberg commissioned me to supply and install a Duplex IV professional. During our previous conversations, I elaborated on the principles of Bioresonance according to Paul Schmidt, which piqued their interest. To tailor the Duplex IV professional for the customer, I always carry out range value tests.

This time was no exception: The test results indicated that both individuals required regulation for 40 fundamental frequency values (FFVs). The fact that they both had the same number of FFVs requiring regulation was purely coincidental, as the values tested were quite different. However, there were also several fundamental frequency values that matched, indicating that both individuals were exposed to geopathy and electrosmog.

CUSTOMISED PROGRAMMING OF A DUPLEX IV PROFESSIONAL

The tested fundamental frequency values are transferred to the memory card of the Duplex IV professional. I prepared the Duplex IV professional for Mr and Mrs D. as follows:

- Results of the two range value tests with 80 FFVs
- Selected building biology fundamental frequency values from the categories of geopathy,

electrosmog, mould, environmental toxins, and radioactivity with 96 FFVs

- Covid-19 fundamental frequency values with 40 FFVs
- Selected fundamental frequency values from the positive emotions and feelings range with 21 FFVs

I programmed the Duplex IV professional and installed it in Mr and Mrs D.'s home at the end of February 2022. To evaluate the biological impact of the Duplex IV professional, I proposed to Mr and Mrs D. that we conduct a comparison test at a later time using the saved memory cards. They both agreed to this plan.

2023 – THE COMPARISON TEST

As life goes on, time tends to slip away, and occasionally tasks are left unfinished or almost forgotten. The same happened with the comparison test we had planned; we did not manage to conduct it until December 2023, a full 19 months later.

The comparison test yielded the following outcome:

None of the 40 fundamental frequency values I had stored on the two memory cards were detected in either individual. I found the result hard to believe, but of course I was delighted. I then tested both individuals with the building biology fundamental frequency values that I had chosen and programmed into the Duplex IV professional. Once again, despite 24-hour WiFi exposure in Mr and Mrs D.'s home, no energetically

blocked fundamental frequency value was found. This prompted me to ask: How high is the e-smog exposure from the Wi-Fi antenna? On the same day, I carried out an HF measurement in Mr and Mrs D.'s house and found a radiation density of 144,000 $\mu\text{W}/\text{m}^2$. This level of radiation represents a continuous and extreme form of HF exposure for the organism. The Duplex IV professional and the bioresonance field generated by it showed that Mr and Mrs D. no longer had any fundamental frequency values that required regulation. It is hard to believe that, **according to my tests, the silent helper can balance out this stress in the body and restore the biological state.**

Living with the Duplex IV professional

Since the installation of the Duplex IV professional, Mr and Mrs D. have noticed a significant positive change in their home. Both feel physically and mentally

stronger. Mr Harald D. commented: 'I am in a completely different state of mind than before and I am always in a good mood.'

It is important to note that Mr and Mrs D. have not received any treatment using Bioresonance according to Paul Schmidt, which could potentially affect or cast doubt on the results.

My conclusion

I am incredibly pleased with the result. It shows once again what the Duplex IV professional can do. Thank goodness I have two silent helpers at home.

(Text: Jörg Günter)

Jörg Günter

Architect | Building Biology Consultant IBN + PSA | Building Biology Measurement Technician PSA | DEKRA certified mould assessment expert | Certified bioresonance practitioner PSA

BUILDING BIOLOGY GUIDELINES FOR SLEEPING ENVIRONMENTS

Electromagnetic waves (high frequency)				
Measuring unit:	Inconspicuous	Slightly conspicuous	Highly conspicuous	Extremely conspicuous
Radiation density in $\mu\text{W}/\text{m}^2$	< 0,1	0,1 - 10	10 - 1.000	> 1.000
Measuring result:				144.000

EDITOR'S NOTE:

Testimonials regarding Bioresonance according to Paul Schmidt reflect the subjective opinion and personal experience of the user and make no claim to general validity.

RAYONEX BIOMEDICAL ON THE DUPLEX IV PROFESSIONAL:

With the Duplex IV professional, we have developed a biofield former that can be adapted to the individual stresses of our living environment. With a Rayocomp, for example, a total of 189 building biology resonance values can be tested using a saliva sample from each person and animal living in the household. The Duplex IV professional can also be used to obtain the results of a full range value test, which provides an energetic fingerprint of the entire family. The individual resonance values are determined using the Rayocomp PS 1000 polar 4.0 or Rayocomp PS 10 bioresonance devices and then transferred to the Duplex IV professional via the programming cable. The result is a personalised biofield former for the whole family.

THE VETERINARY FIELD

We help people and animals.

You may be surprised to learn that Bioresonance according to Paul Schmidt is not just for humans. It is also loved by veterinarians, animal naturopaths and pet owners around the world! Since its establishment in 1982, Rayonex Biomedical has dedicated itself to

researching resonance frequencies in both humans and animals, with a particular focus on developing frequencies for horses, dogs, cats, and even farm animals.



GINA ALBERTS
.....

My name is Gina Alberts and I have been working for the veterinary division of Rayonex Biomedical since 2015. My first direct contact with Bioresonance according to Paul Schmidt was during my bachelor's thesis on 'Bioresonance according to Paul Schmidt in chronically ill horses' at the Humboldt University in Berlin.

At Rayonex Biomedical, my role involves training and supporting VET therapists, as well as continuing to develop the current VET software. I also completed my part-time master's degree in 'Micronutrient Therapy & Regulatory Medicine' at FHM in Bielefeld in 2021. The knowledge gained from my master's course allows me to effectively interpret nutrient analyses, particularly when combined with the Rayoscan® VET results.





MANFRED RÜBEN

.....

Allow me to introduce myself and provide a glimpse into my practice and work as a veterinary naturopath and nutritionist. Since I ventured into self-employment ten years ago, I have offered a wide range of alternative veterinary medicine in my naturopathic practice in Alsdorf. A significant part of my practice is dedicated to bioresonance analysis of dogs, cats, and horses using Rayoscan® and ECG electrodes. I combine Bioresonance therapy according to Paul Schmidt with natural healing methods such as mycotherapy, homoeopathy, phytotherapy and gemmotherapy. When choosing nutritional supplements, I prioritise quality and source them solely from experienced suppliers.

Ensuring a healthy diet is crucial for the wellbeing of animals, alongside alternative medicine. That is why I am pleased to offer guidance on all aspects of nutritious pet food for horses, dogs, and cats. My approach is holistic and aims to improve both the physical and mental wellbeing of animals. My practice allows me to share the wealth of experience and expertise I have accumulated over the years with my patients. I always strive to find the best treatment for the animals and to help maintain or restore their health.

Best regards, Manfred Rübén

CASE STUDY

Cat Filou

Filou's case was brought to my attention by a loyal customer who fosters for a cat charity. Over the phone, they described Filou as showing signs of nervousness and restlessness while at the foster home. Filou, a stray, had already been neutered when he arrived at the shelter. However, after being re-homed, he became involved in a heated territorial dispute with another male cat in the household. As a result, Filou was returned to the foster home, where he was taken to the vet for a behavioural assess-



ment, even though he had already been neutered. The vet's examination confirmed Filou had been neutered but offered no explanation for his behaviour. Despite being rehomed, Filou continued to display behaviour typical of an unneutered tomcat, including urine marking and territorial defence. He displayed a strong urge to seek out females whenever he had the chance, often escaping outdoors. His new owner was desperate. Filou had been spotted around the neighbourhood and had to be caught. Eventually, he was taken to another vet, who was informed about the above mentioned symptoms. Filou was then examined and once again confirmed to have been neutered. Mistakenly, as it later turned out.

After meeting Filou, and consulting with the patient's owner, we agreed to conduct a bioresonance analysis using the RAH Scan. During the physiological Check-up Test, the male reproductive organs were highlighted at the top position, scoring 100 %. Further detailed analysis revealed a disorder related to undescended testicles at the top position.

The patient's owner seemed concerned about the vet's examination and the resulting RAH Scan. I then recommended that the owner have another vet do an ultrasound to investigate the suspicion of an internal testicle. She took my advice and went to another vet who did a testosterone test instead of an ultrasound. The results from the lab showed a level of 2.0 ng/ml, in neutered cats the level should be less than 0.1 ng/ml. He was then neutered, and his internal testicle removed.

Filou's behaviour changed for the better after the removal of the internal testicle and the typical tomcat behaviour associated with the symptoms mentioned above is now a thing of the past.

CONCLUSION

Filou's case highlights the importance of accurate diagnosis and treatment in preventing undesirable behaviour. Initially, castration was ruled out as the cause, but a bioresonance analysis using the RAH Scan revealed an undescended testicle disorder. This was later confirmed by a testosterone test and finally resolved by castration. Following the removal of the internal testicle, Filou's behaviour has changed for the better and his typical tomcat behaviour is now a thing of the past. (Text: Manfred Rügen)



Energetisches Analyseprotokoll		Datum: 07.12.2023
Rayoscan VET - RAH-Scan -		Detail-Test
Tierhalter		Klientennr.: 01-2022-0107
Name, Vorname:	Engelhardt Tina	
Tierpatient:	Filou	
Geburtsdatum:	01.06.2020	♀ <input type="checkbox"/> ♂ <input checked="" type="checkbox"/>
Bemerkungen:		
RAH 92.96 Männliche Geschlechtsorgane, Phys. gesamt		
Nr.	Programmname und Beschreibung	
1	94.67 Hodenabstiegsstörungen	
2	02.18 Nieren-Meridian	
3	20.20 Streptokokken	
4	21.16 Proteus mirabilis	
5	25.41 Trichomonas vaginalis	
6	08.12 Silber	
7	08.56 Rodentizide (Nagetiere)	
8	08.52 Phthalate	
9	94.68 Hodenentzündung	
10	08.90 Lindan	
11	07.13 Magnesium	
12	94.69 Prostatitis	
13	09.04 Enzym, Bromelain	
14	07.14 Natrium	
15	08.93 Biphenyle (PCB)	
16	09.02 Enzym, Q 10	
17	07.11 Calcium	
18	08.89 Formaldehyd	
19	07.26 Jod	
20	08.91 Pentachlorphenol (PCP)	
21	07.67 Lactobacillus casei	
22	07.66 Bacillus coagulans	
23	08.88 DDT	
24	07.63 Bifidobacterium lactis	
25	08.94 Tabakgüte/Tabakrauch	
26	07.65 Lactococcus lactis	
27	07.27 Kobalt	
28	07.36 Vitamin K2	
29	07.25 Molybdän	
30	07.22 Zink	
31	10.32 L-Arginin (semi-essentiell)	
32	07.34 Vitamin K	
33	07.24 Mangan	
34	10.35 L-Cystein	
35	07.45 Vitamin B5, Pantothensäure	
36	07.64 Bifidobacterium longum	
37	09.03 Enzym, Superoxid-Dismutase	
38	07.69 Lactobacillus acidophilus	
39	10.41 L-Serin	
40	07.72 Bifidobacterium bifidum	
Analysetag: 10.01.2022		Seite Nr: 1
Bitte beachten Sie, dass die energetische Testung und Harmonisierung mit der Bioresonanz nach Paul Schmidt nicht mit schulmedizinischer Diagnostik und Therapie gleichzusetzen sind.		

PHYSIOTHERAPY

The Bioresonance devices according to Paul Schmidt in the physiotherapeutic practice

Bioresonance according to Paul Schmidt can be seamlessly integrated into physiotherapeutic practices. Alongside two certified medical devices, we have developed additional bioresonance devices to enhance treatment. The Rayocomp PS 1000 polar 4.0 med. allows treatment programs to be tailored to the individual patient, which can then be continued at home with the Rayocomp PS 10 basic. We have received a legal opinion confirming that treatment with Bioresonance devices according to Paul Schmidt can indeed be utilised by physiotherapists and alternative practitioners of physiotherapy for specific indications and treatment goals.



If treatment using Bioresonance devices according to Paul Schmidt and a biofeedback function is suitable for specific treatment objectives in physiotherapy, it may be incorporated into a treatment plan as a supportive measure.

Under the above-mentioned conditions, treatment involving Bioresonance devices according to Paul Schmidt with a biofeedback function may be used by physiotherapists and alternative practitioners of physiotherapy as part of a treatment concept. The treatment of chronic pain in cervical syndrome with the Rayocomp PS 1000 polar 4.0 med. falls within the scope of physiotherapists.

Below you will find an extract from the legal opinion of Dr Frank A. Stebner (specialist in medical law):

The professional field of a physiotherapist, and consequently the medical field of 'physiotherapy', is influenced by the Masseur and Physiotherapist Act (MPhG) [in Germany], the training and examination regulations for physiotherapists, the professional development and diversification of conventional physiotherapeutic methods in education, professional communities, and specialist literature, as well as practical observations and clinical studies of new methods in physiotherapeutic treatment. The methods used in physiotherapy are not fixed and not conclusively defined. The training and examination regulations for physiotherapists only set minimum requirements.

As a result, it can be stated that Bioresonance devices according to Paul Schmidt can be used in physiotherapeutic practices as well as in the practices of alternative physiotherapists.

We will be happy to send you the complete legal opinion. Please contact us at support@rayonex.de.

Note: The legal opinion is based on the German legal basis. The validity for foreign countries has to be checked on a case-by-case basis.



We are looking for:
**cute pictures of
your pet receiving
treatment!**

WILDLY SUCCESSFUL!

Are you using Bioresonance according to Paul Schmidt on your pet?
We would love to see it in action! Please send us your favourite photo of your pet receiving treatment.

Bioresonance according to Paul Schmidt is not just for humans! Our experience has shown that vets, animal naturopaths, and pet owners alike are seeing amazing results. If you use Bioresonance according to Paul Schmidt for your pet, please send us your pictures to **support@rayonex.de**! The best photos will be published in the Rayonex feedback. We would also love to hear your testimonials about Bioresonance according to Paul Schmidt.



By submitting your entry, you agree that the material submitted (photos, testimonials) and your name may be published in Rayonex feedback, other Rayonex Biomedical media and publications, and on the www.bioresonance.com website. Please ensure that

you only use images and text that you have created yourself. Please also note that anyone who is photographed must give consent for their image to be published.

CHECK OUT THE
UPCOMING ISSUE OF

RAYONEX *feedback*



Feature Story

**Clinical prospective, double-blind, randomised,
placebo-controlled study on the treatment of
chronic pain using Bioresonance according
to Paul Schmidt**

Rayonex Innovative
Extension Kit for the Rayocomp PS 10

Good to Know
**Pacemakers and Bioresonance
according to Paul Schmidt**

Human Medicine
**Breast Centre Berlin –
Report with RAH program recommendation**

Veterinary Field
A further case study

(subject to change)

IMPRINT

Editor and publisher:

Rayonex Biomedical GmbH
Sauerland-Pyramiden 1
57368 Lennestadt
Telephone: +49 2721 6006-0
Email: support@rayonex.de
www.bioresonance.com

Editorial address:

Email: support@rayonex.de
Telephone: +49 2721 6006-0

Responsible for the content:


Dietmar Heimes (CEO)

Editorial team:

Gudrun Bunkenburg (Medical Support),
Jana Düperthal (Graphics), Leonie
Droste (Content Management)

Picture credits:

P. 5 Fuji Japan: pixabay.com -
siamkop | vectors: Freepik + Envato





RAYONEX®

BIOMEDICAL · SINCE 1982

APPLICATIONS OF HEALTH

RAYONEX Biomedical GmbH
Sauerland-Pyramiden 1
57368 Lennestadt

Telephone +49 2721 6006-0
support@rayonex.de
www.bioresonance.com